



O'Donnell Foundation
ADVANCED PLACEMENT
INCENTIVE PROGRAM

for

ART HISTORY

STUDIO ART - GENERAL

STUDIO ART - DRAWING

MUSIC THEORY

Goals for the AP Art Program

- A. Increase the number of students taking AP art courses.
- B. Improve art education in the schools
- C. Introduce students and teachers to the resources of museums and universities to enhance their learning.
- D. Promote summer jobs for AP Art students.
- E. Recruit businesses, foundation and individuals to join in expanding and improving art education through AP.

The Advanced Placement Program

Benefits Students

- prepares them for college
- gives college credit thus saving time and money
- recognizes and rewards student achievement with awards and scholarships
- builds self-esteem
- presents a goal and
- leads students on a path to success

In addition the AP Incentive Program

- introduces students to the community art institutions and resources - Super Saturdays
- provides Exhibitions of students' art and performances of the Opera and Symphony
- offers competition, a College Bowl for Music Theory
- creates an opportunity for a Summer job

AP Art Scholarship Awards for Studio and Art History Students 1998-1999

High School	Student Scholarship
Booker T. Washington High School	1,483,768
Plano Senior High School	375,950
Plano East High School	214,850
Richardson High School	165,700
Hillcrest High School	106,125
Episcopal School of Dallas	72,000
Lake Highlands High School	54,750
Poteet High School	23,500
The Hockaday School	<u>8,000</u>
	2,504,643

The top scholarship award this year went to Carol Bustos, a Hispanic student from Booker T. Washington High School. Carol received a four year, \$97,000 scholarship to Smith College.

The AP Art Incentive Program Benefits Teachers and Schools

The finest teachers were recruited who were already committed to the extra time and hard work of teaching AP. They were eager to teach the AP curriculum and challenged students.

Benefits for AP Art Teachers

1. Teachers are trained as a group

- Annual training is done in institutes organized by the College Board
- The teachers support and teach one another
- Pre-AP teachers are encouraged to attend institutes with AP teachers

2. Vertical Teams

- Vertical Teams are groups of Middle, Junior and Senior High School teachers who work together to provide a sequential curriculum for middle school and ninth and tenth graders to prepare those students for AP courses
- Each AP teacher identifies at least 1 Pre-AP teacher to work with

3. Lead Teachers in Studio Art, Art History and Music Theory

- Assist other teachers
- Communicate and connect teachers with each other and the O'Donnell Foundation
- Plan Super Saturday activities for students
- Plan teacher institutes or retreats for the teachers

4. Technology

- \$3,000 grant for technology equipment to include a computer and software for each teacher
- Training for a student intern to assist in the classroom

Incentives of the Advanced Placement Arts Program

(original program 1994-95 through 1998-99)

TEACHERS:

- *\$250 stipend and all fees to attend a week-long summer institute
- After completing required training, \$1000 bonus at the end of the first year in which they teach AP arts and have students pass the AP exam
- \$1000 bonus each year through academic year 1998-99 as long as increasing numbers of students pass the AP exam
- \$100 for each exam score of 3 or over
- Computers and training

STUDENTS:

- \$100 scholarship for each exam score of 3 or 4
- \$200 scholarship for each exam score of 5
- \$74 fee for AP Art exams and portfolios
- Young Masters Program: Museum tours, gallery visits, programs by visiting artists and other special events held for AP arts students

SCHOOLS:

- \$100 for each exam with a score of 3 or over to be used to strengthen the AP arts program

*Required training

**ADVANCED PLACEMENT PROGRAM
1999-2000 AP ART AND MUSIC THEORY
SCHOOLS AND TEACHERS BY DISTRICT**

AP ART

Dallas ISD

B.T. Washington High School
Ms. Charlotte Chambliss

B.T. Washington High School
Ms. Nancy Miller

Hillcrest High School
Ms. Susan Emblar

Mesquite ISD

Mesquite High School
Ms. Margaret Brinson

Poteet High School
Ms. Debra Dixon Jenkins

Plano ISD

Plano East Senior High School
Ms. Linn Greene

Plano East Senior High School
Ms. Carmen Haggard

Plano Senior High School
Mr. Doug Darracott

Plano Senior High School

Mr. Tim Hunt

Plano Senior High School
Ms. Lori Jones

Plano West Senior High
Ms. Meghan McKale Martel

Richardson ISD

Berkner High School
Ms. Heather Wolford

Berkner High School
Ms. Monta Darrough

Lake Highlands High School
Ms. Marsha Hogue

Lake Highlands High School
Ms. Patti Rawlins

Richardson High School
Ms. Mary Helen Haines

Richardson High School
Ms. Sonia Krusleski

Private Schools

Episcopal School of Dallas
Ms. Susan F. Sanders

AP MUSIC THEORY

The Hockaday School
Ms. Juliette McCullough

Carrollton-Farmers Branch ISD

Newman Smith High School
Dr. Terry Eder

Dallas ISD

B.T. Washington High School
Mr. Kent Ellingson

Kimball High School
Ms. Beverly Chinn

W. T. White High School
Ms. Stephanie Schmidt

Denton ISD

Denton High School
Mr. Jack Woods

Duncanville ISD

Duncanville High School
Mr. Brian Merrill

Fort Worth ISD

Carter-Riverside High School
Ms. Susan Mitchell

Grand Prairie ISD

South Grand Prairie High
Mr. Cliff Brown

Joshua ISD

Joshua High School
Ms. Nancy Scoggin

Plano ISD

Plano East Senior High School
Mr. Dwayne Pedigo

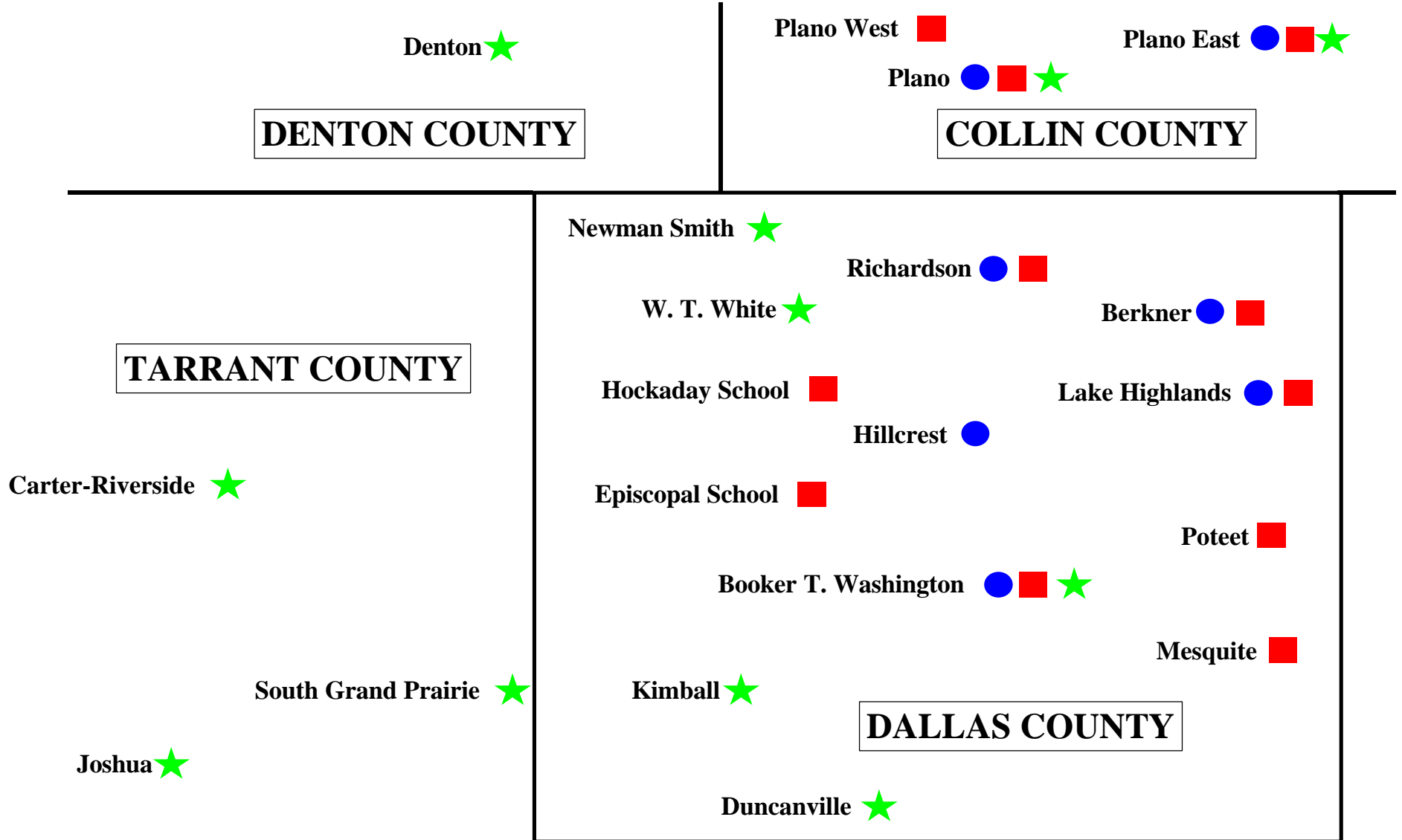
Plano Senior High School
Mr. Bill Phillips

Texas Christian University

Dr. Blaise Ferrandino
Lead Teacher

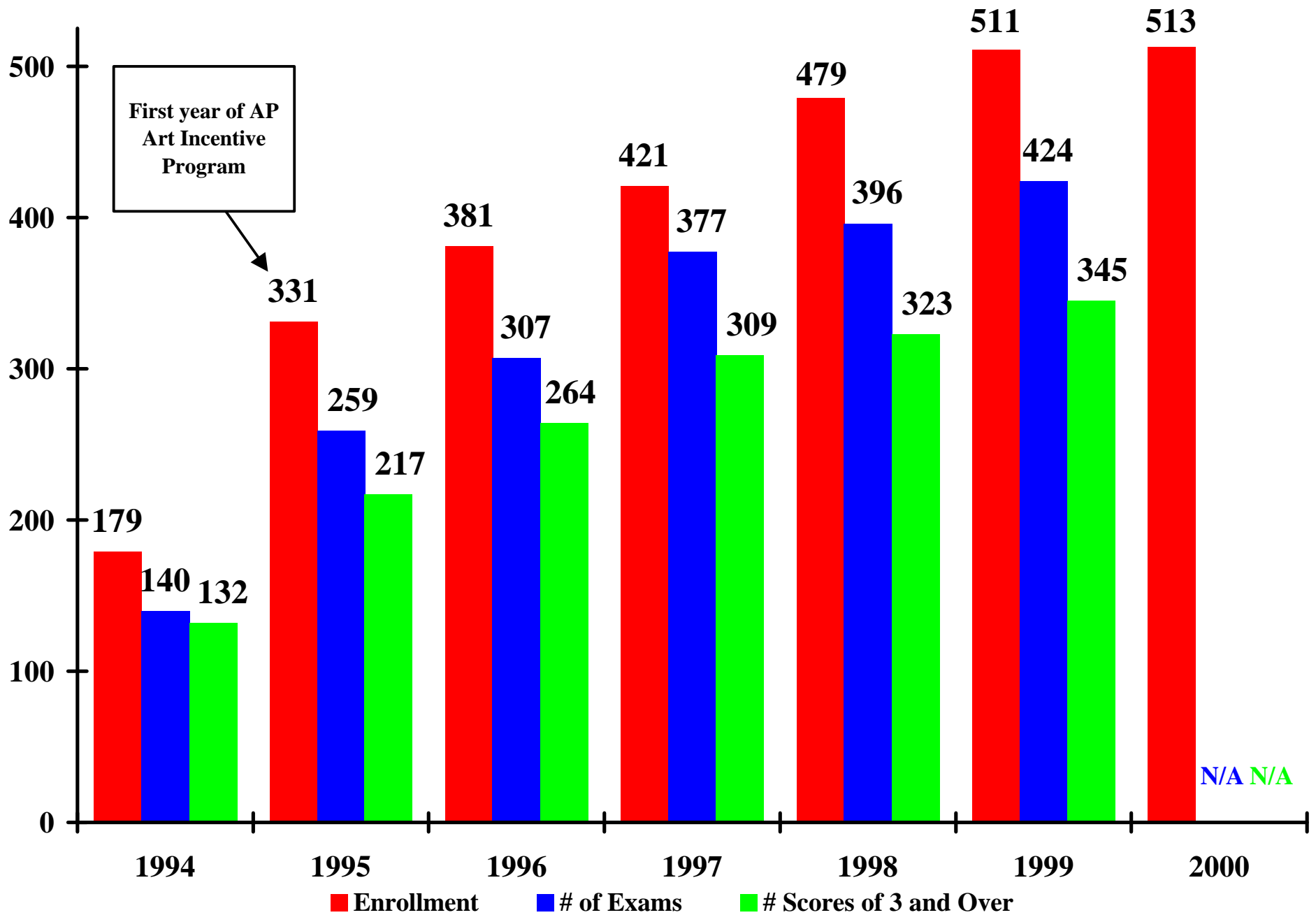
AP ARTS SCHOOLS

20 Schools, 27 Teachers



■ Studio Art ● Art History ★ Music Theory

Five Years of Growth in AP Studio Art and AP Art History



MINORITY STUDENTS PASS AP STUDIO ART AND AP ART HISTORY EXAMS

	Anglo			African-American			Hispanic			Asian			Other			Total		
	Exams	3's	Pass Rate	Exams	3's	Pass Rate	Exams	3's	Pass Rate	Exams	3's	Pass Rate	Exams	3's	Pass Rate	Exams	3's	Pass Rate
1990	73	66	90.4%	1	1	100.0%	2	2	100.0%	0	0	-	7	6	85.7%	83	75	90.4%
1991	70	62	88.6%	1	1	100.0%	6	5	83.3%	2	2	100.0%	4	3	75.0%	83	73	88.0%
1992	76	68	89.5%	3	2	66.7%	2	2	100.0%	7	7	100.0%	10	10	100.0%	98	89	90.8%
1993	92	79	85.9%	3	3	100.0%	6	5	83.3%	4	4	100.0%	21	17	81.0%	126	108	85.7%
1994	105	98	93.3%	1	1	100.0%	6	5	83.3%	9	9	100.0%	19	19	100.0%	140	132	94.3%
1995	164	139	84.8%	13	6	46.2%	23	21	91.3%	23	17	73.9%	36	34	94.4%	259	217	83.8%
1996	212	188	88.7%	13	8	61.5%	26	21	80.8%	26	22	84.6%	30	25	83.3%	307	264	86.0%
1997	246	202	82.1%	19	13	68.4%	39	33	84.6%	26	22	84.6%	30	25	83.3%	377	309	82.0%
1998	247	206	83.4%	21	10	47.6%	38	29	76.3%	47	44	93.6%	43	34	79.1%	396	323	81.6%
1999	266	212	79.7%	16	13	81.3%	40	32	80.0%	51	46	90.2%	51	42	82.4%	424	345	81.4%

First year
of AP Arts
Incentive
Program



1999 AP Studio Art Results

12 AP Incentive Schools Account for 27% of All Passing Scores in Texas

12 AP Art
Incentive Schools

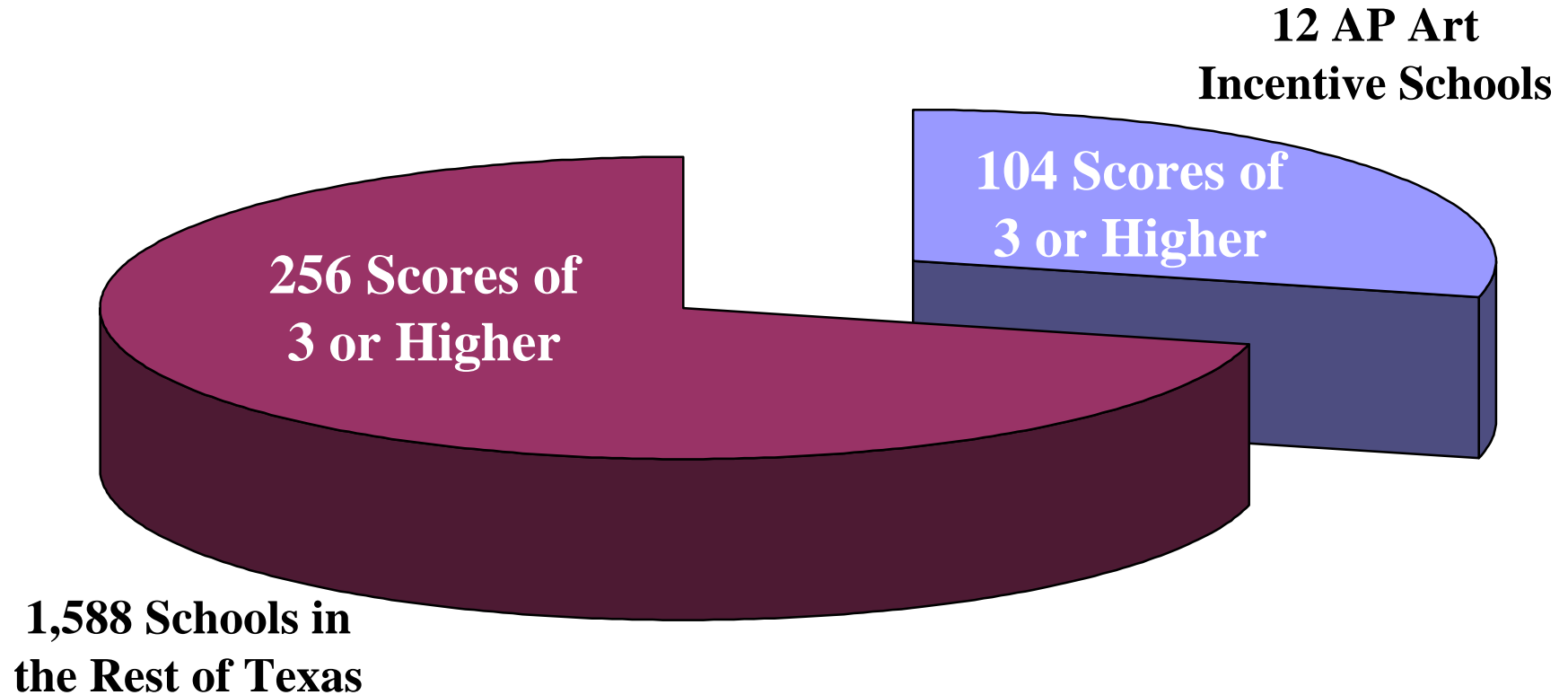
243 Scores of
3 or Higher

671 Scores of
3 or Higher

1,588 Schools in
the Rest of Texas

1999 AP Art History Results

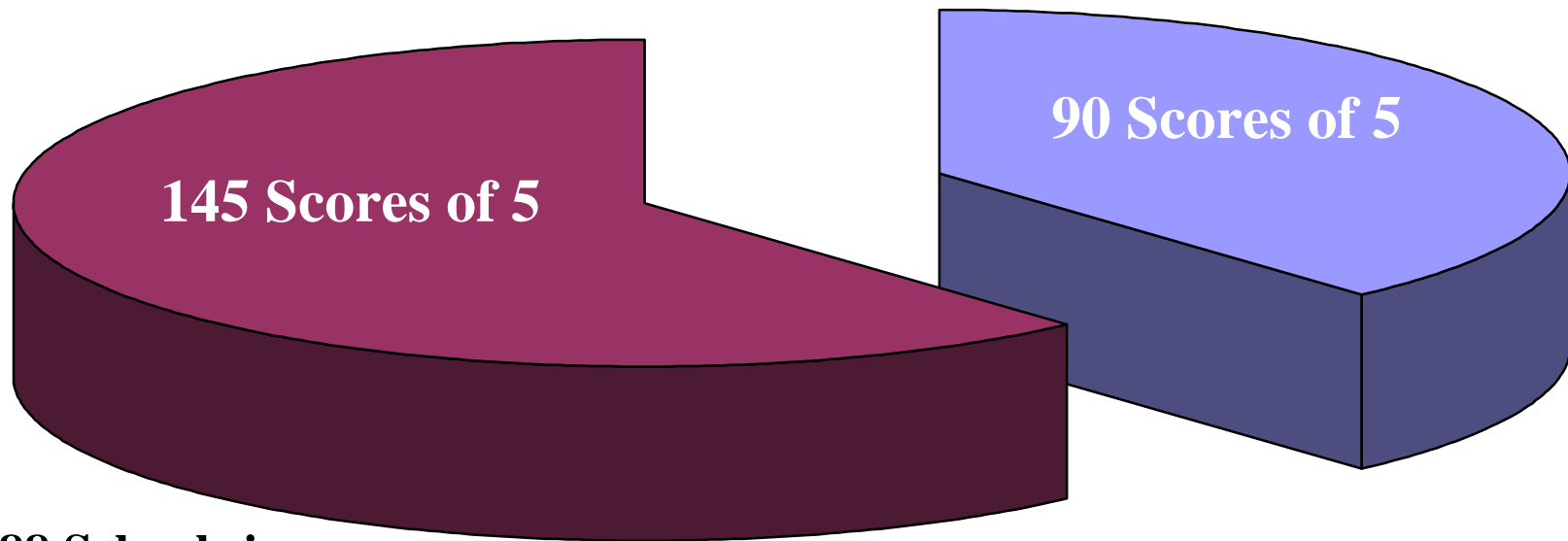
12 AP Incentive Schools Account for 29% of All Passing Scores in Texas



1999 AP Studio Art Results

12 AP Incentive Schools Account for 38% of All Scores of 5 in Texas

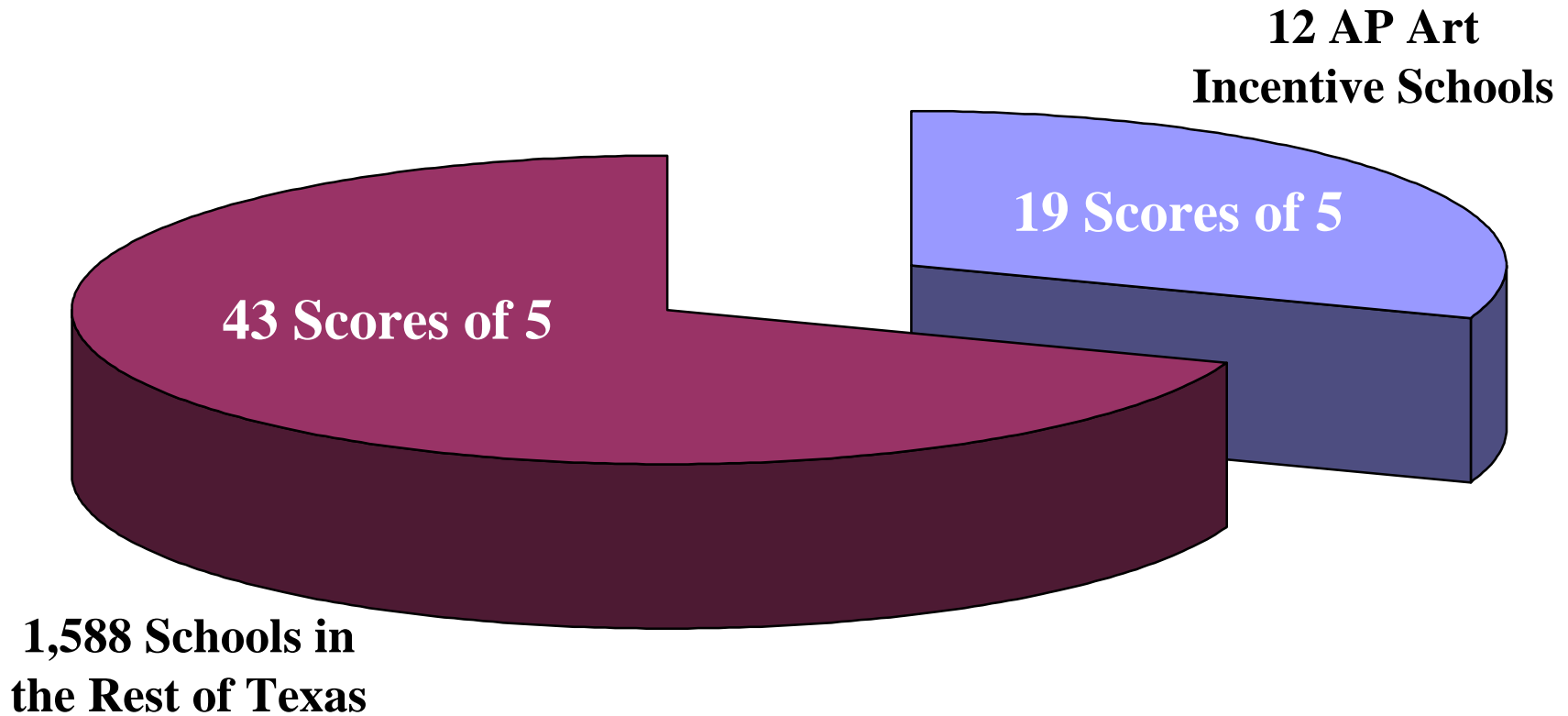
12 AP Art
Incentive Schools



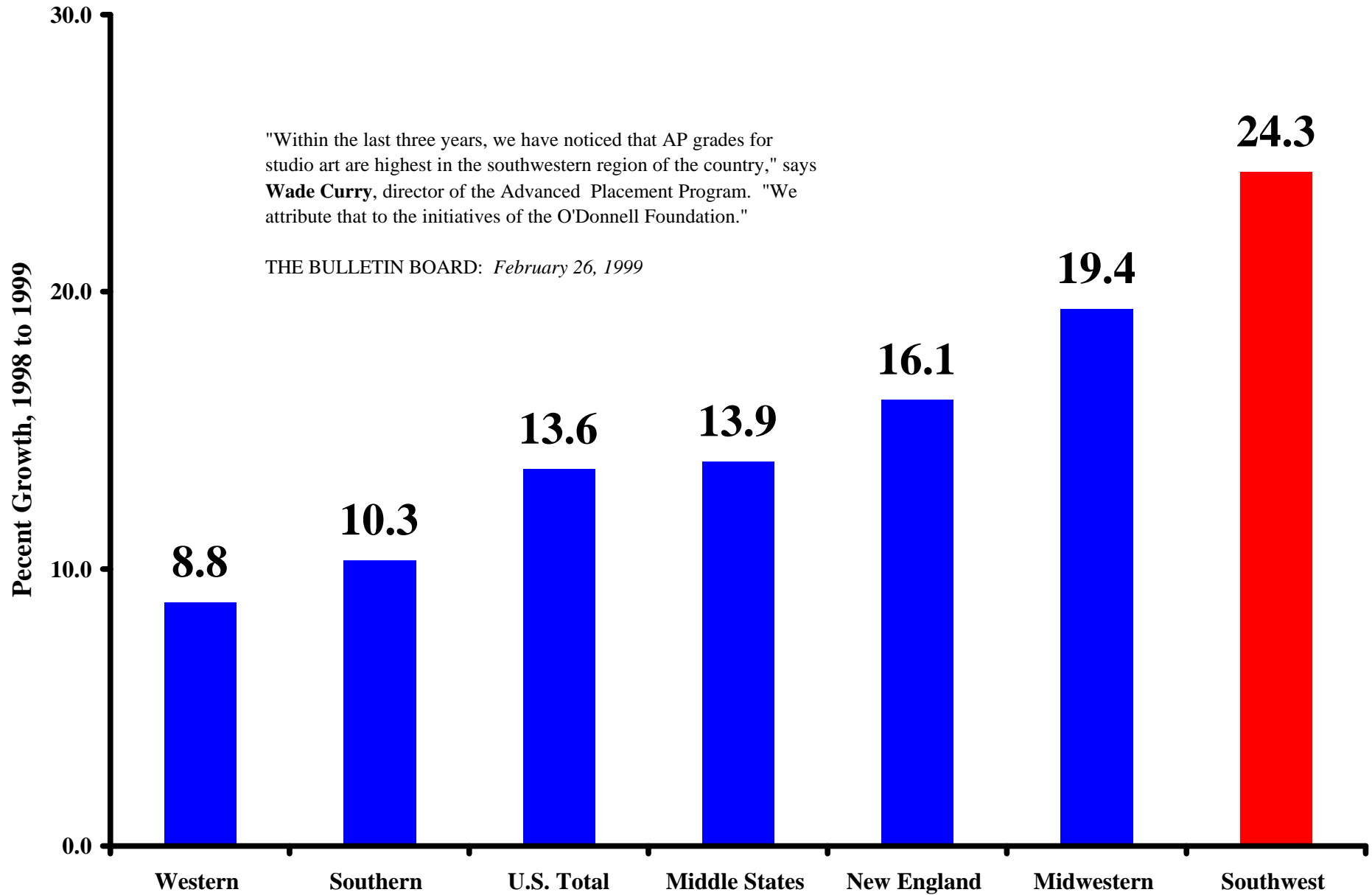
1,588 Schools in
the Rest of Texas

1999 AP Art History Results

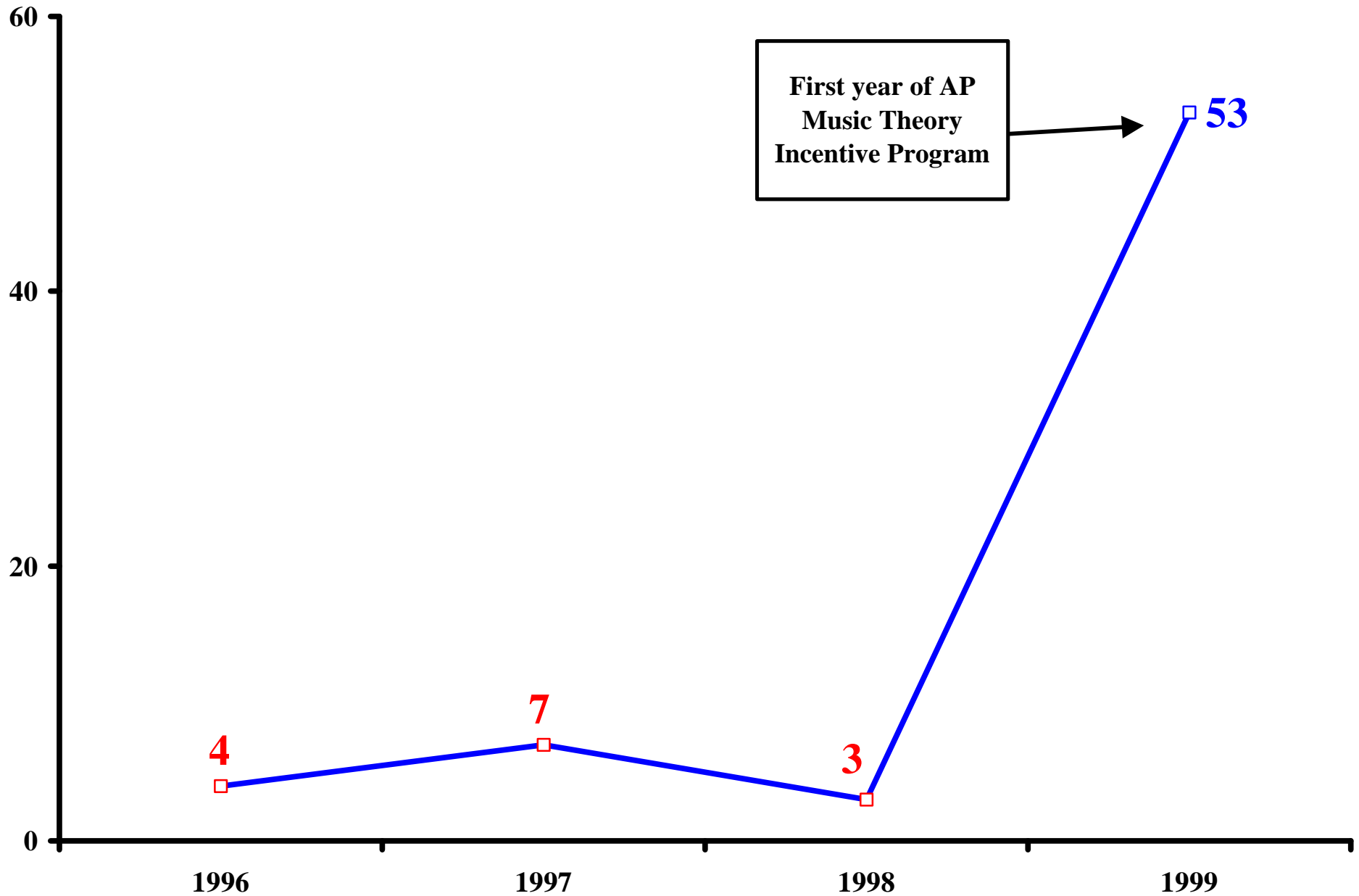
12 AP Incentive Schools Account for 31% of All Scores of 5 in Texas



1999 Percent Growth in AP Art Exams with Scores of 3 or Higher, by College Board Region



Scores of 3 and Higher on AP Music Theory in 11 Dallas-Area Incentive Schools



AP Music Theory 11 Music Theory Incentive Schools Compared with Texas

1st year of AP Music Theory
Incentive Program

↓

<u>Scores of 3 or Higher on AP Music Theory Exams</u>	1996	1997	1998	1999
10 Schools	4	7	3	53
Balance of state	48	64	94	101
State total	52	71	97	154
10 Schools % of state	8%	10%	3%	34%



AP Music Theory Results by Ethnicity in 11 AP Music Theory Incentive Schools

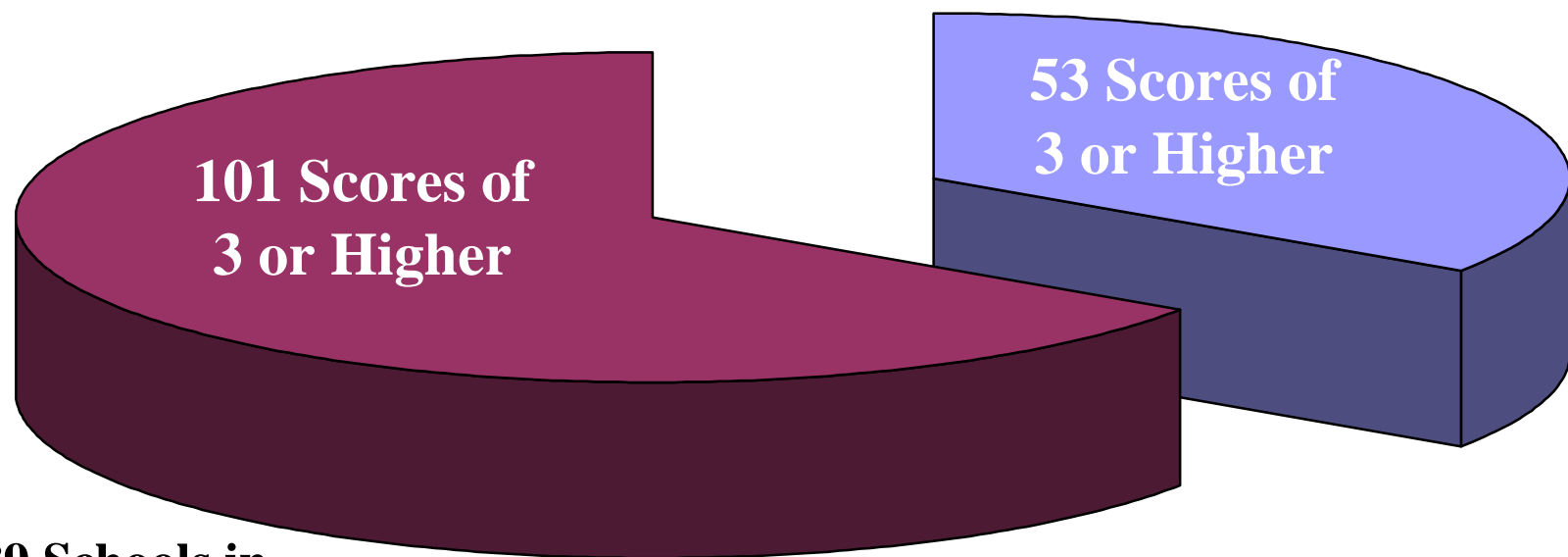
	White			Black			Hispanic			Asian			Other			Total		
	Exams	3	%3	Exams	3	%3	Exams	3	%3	Exams	3	%3	Exams	3	%3	Exams	3	%3
1996	4	4	100%	0	0	--	0	0	--	0	0	--	0	0	--	4	4	100%
1997	16	7	44%	0	0	--	0	0	--	0	0	--	0	0	--	16	7	44%
1998	2	2	100%	1	0	0%	0	0	--	0	0	--	1	1	100%	4	3	75%
1999	63	40	63%	11	5	45%	10	3	30%	5	2	40%	5	3	60%	94	53	56%

1st year of AP Music Theory Incentive Program →

1999 AP Music Theory Results

11 AP Incentive Schools Account for 34% of All Passing Scores in Texas

11 AP Music Theory
Incentive Schools



1,589 Schools in
the Rest of Texas

For further information, please contact

O'Donnell Foundation
100 Crescent Court, Suite 1660
Dallas, TX 75201-1884
Fax: 214-855-8988
e-mail: ccory@odf.org

Peter O'Donnell, Jr.
President

Edith O'Donnell
Secretary-Treasurer

Staff

Carolyn Bacon, Executive Director

Patrick Moore
Paul Williamson
Christy Cory
Diana Waring